

MKS-GP48105(48V105Ah)

Leoch Provides Safe and Efficient LFP Battery Solutions

Leoch Series adopt high rate and long life LFP cell, inbuilt premium BMS system. Lithium battery has superior performance and longevity compared to lead-acid starter batteries, come with only 40% of the lead-acid weight and more than twice the lifespan of lead-acid starter batteries. Higher charging acceptance.

Features

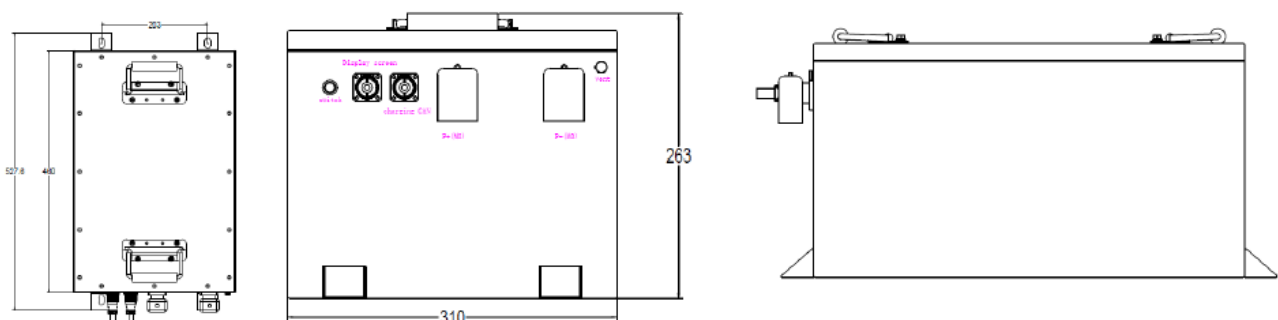
- Safest Lithium Battery Technology
- Lighter Weight
- Eco-friendly
- Longer Life
- Multiple Safety Protection
- Intelligent Balancing Function
- 20 Years Designed Service Life



Performance

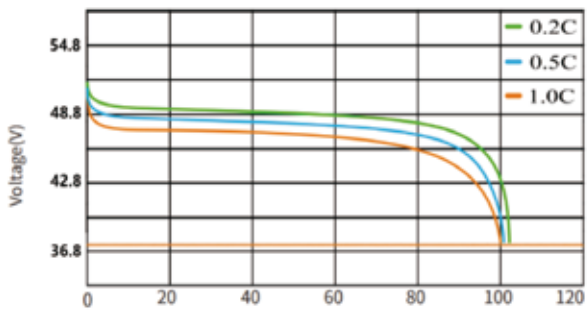
Cell	Prismatic LFP	Capacity	105Ah @0.5C 25°C
Rated Charge Current	50A	Nominal Voltage	48V
Rated Discharge Current	105A	Energy	5.04KWh
Terminal	M8	Weight	45kg
Max. Charge Current	105A	Dimensions	527*310*263mm
Pulse Current	300A(5s)	Storage Temp	-10°C to 35°C
IP Grade	IP65	Discharge Temp	-20°C to 60°C
Rated Charge Voltage	54.75V	Charge Temp	0°C to 55°C
Rated Discharge Cut-off Voltage	42V	Self Discharge	<=2%/Month
Charge Cut-off Voltage	54.75V	Cycle Life	5000times(80%DOD)
Min. Discharge Cut-off Voltage	>37.5V	Short Circuit Current	Approx.4000A

Size

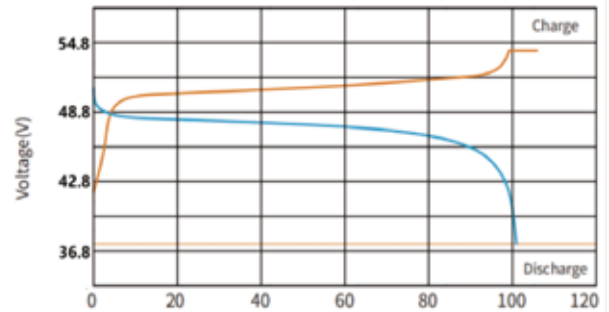


Characteristics Curve

Discharge Performance at 25°C



Charge and Discharge at 25°C, 0.5C



Cautions

1. Do NOT short circuit, crush or disassemble.
2. Do NOT heat or incinerate.
3. Do NOT immerse in any liquid.
4. Store at 50% capacity. Recharge every 6 months. The storage area should be clean, cool, dry and ventilated.
5. Disconnect charging source prior to connecting or disconnecting battery terminals.
6. Do NOT dispose of batteries in a fire as they can explode.
7. Do NOT open, alter, or mutilate batteries. Released electrolyte is harmful to skin and eyes. It may be toxic.
8. Do NOT mix different types and brands of lithium-ion batteries.
9. Do NOT dispose in trash, follow local regulations and manufacturer's instruction.
10. See installation instructions before connecting to the supply.
11. The battery cabinet receives power from more than one source. Disconnection of all DC sources is required to
De-energize this unit before installing or servicing. Wait 5 minutes before opening the unit.
12. Do NOT install on or over combustible surfaces.
13. Refer to manual before servicing.
14. Do NOT touch bare terminals.