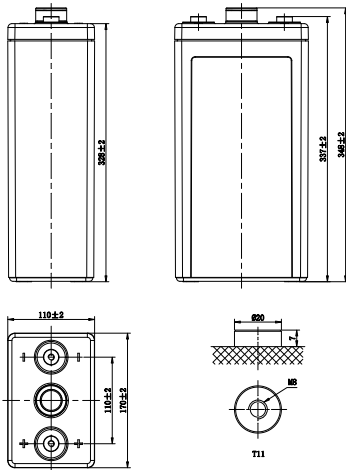


LP SERIES-GENERAL PURPOSE

LP2-200 (2V200Ah)



CHARACTERISTICS

Item	Specifications	
Rated Voltage	2V	
Nominal Capacity (25°C)	C ₁₀ , 1.80V/cell	200Ah
Dimension	Length	170mm (6.69inches)
	Width	110mm (4.33inches)
	Container Height	328mm (12.9inches)
	Total Height	348mm (13.7inches)
Approx Weight	12.4kg (27.3lbs)	
Terminal	T11(M8)	
Container Material	ABS (UL94 HB or V-0 optional)	
Short-circuit current	3000A	
Internal Resistance (25°C)	Approx 0.9 mΩ (Fully charged)	
Operating Temp. Range	Discharge	-15~50°C (5~122°F)
	Charge	-20~40°C (-4~104°F)
	Storage	-15~40°C (5~104°F)
Nominal Operating Temp. Range	25±3°C (77±5°F)	
Max. Charging Current (25°C)	0.3C	
Charge voltage (25°C)	Standby Use	Cycle Use
	2.25-2.30V/cell	2.35-2.40V/cell
Temp. Coefficient	-3mV/cell/°C	
	-5mV/cell/°C	
Effect of temp. to Capacity	40°C (104°F)	103%
	25°C (77°F)	100%
	0°C (32°F)	86%
Self Discharge	≤3% per month at 25°C (77°F). LP series batteries may be stored up to 6 months at 25°C (77°F) and then a freshening charge is required. For higher temperatures the time interval will be shorter.	

DISCHARGE TABLE

Constant Current Discharge (Amperes) at 25°C (77°F)														
F.V/Time	15min	20min	30min	45min	1h	1.5h	2h	3h	4h	5h	6h	8h	10h	20h
1.85V/cell	148.6	133.4	123.5	107.9	94.4	74.5	61.5	46.8	37.7	31.8	27.6	22.4	18.7	10.0
1.80V/cell	178.0	157.3	141.8	120.6	104.5	81.4	64.3	50.6	40.6	34.2	29.6	24.0	20.0	10.6
1.75V/cell	204.5	171.6	148.4	125.5	110.2	84.2	67.2	52.0	41.6	35.0	30.2	24.4	20.3	10.7
1.70V/cell	228.0	192.3	160.2	130.2	112.3	87.0	69.4	53.5	42.6	35.8	30.9	24.9	20.6	10.9
1.67V/cell	236.1	199.1	162.3	133.2	114.7	88.6	70.2	54.3	43.2	36.2	31.2	25.1	20.8	11.0
1.60V/cell	248.1	207.5	165.3	140.0	120.2	92.5	72.2	56.4	43.8	36.8	31.7	25.6	21.1	11.1
Constant Power Discharge (Watts/cell) at 25°C (77°F)														
F.V/Time	15min	20min	30min	45min	1h	1.5h	2h	3h	4h	5h	6h	8h	10h	20h
1.85V/cell	267.0	244.9	226.7	209.1	183.5	145.1	115.4	91.8	74.0	62.5	54.4	44.3	37.1	20.0
1.80V/cell	316.2	286.0	258.1	232.2	201.7	157.9	121.1	98.9	79.5	67.2	58.2	47.3	39.5	21.1
1.75V/cell	359.3	308.8	267.7	239.7	207.7	162.2	125.8	101.1	81.2	68.5	59.2	48.1	40.1	21.3
1.70V/cell	395.6	342.5	282.4	246.9	213.8	166.7	128.1	103.6	82.9	69.8	60.4	48.8	40.6	21.6
1.67V/cell	401.1	350.2	287.4	251.2	217.3	169.0	128.9	104.8	83.9	70.6	61.0	49.3	40.9	21.7
1.60V/cell	419.4	361.1	290.2	261.4	225.7	175.1	139.2	108.1	86.2	72.4	62.4	50.3	41.9	22.1

LP SERIES-GENERAL PURPOSE

LP2-200 (2V200Ah)



APPLICATIONS

- Tele-communication central station (wired or cellular)
- Power system communication, military communication, etc.
- Network communication including: data transmission, television signal transmission, etc.
- Uninterruptable Power System (UPS - for Telecom)

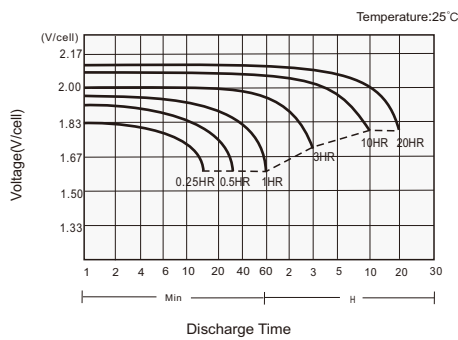
GENERAL FEATURES

- 15 years design life (25°C)
- Lead calcium alloy, sealed design, no watering required
- Puncture resistant micro-porous glass mat separators extend life
- Unique technology optimizes power capacity, cell consistency, and long-term reliability
- Designed for a wide range of applications

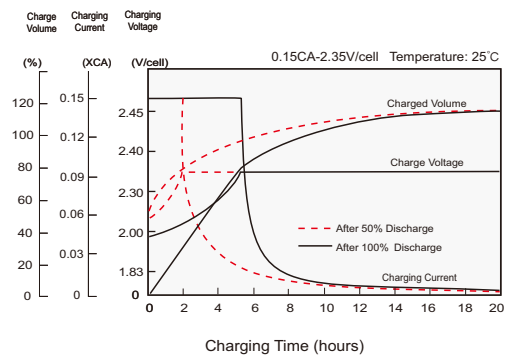
STANDARDS

- Compliance with IEC 60896 standards, EU Battery Directive
- UL, CE Approved
- Manufactured in Leoch@IATF 16949, ISO 45001, ISO 9001 and ISO 14001 certified production facilities

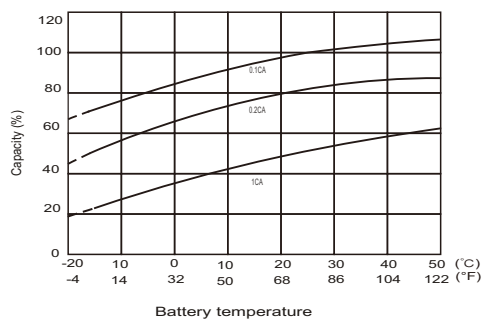
Discharge Characteristics



Charging Characteristics



Effects of Temperature on Capacity



Self Discharge Characteristics

